


MTU 1300 REGEN PROCEDURE



Refer to Figure 1. Circled clouds indicate this rig is in Zone 0.

DPF Zone 0 – there will be a yellow and a white exhaust cloud.

The white cloud will have a slash through it

DPF Zone 1 – the white cloud slash will be gone and you can perform a regen if there is time available. **It takes approximately 45 minutes to do a regen.**

DPF Zone 2 – code spn 3719 fmi 31 will appear on the power view screen you need to regen soon.


DPF Zone 3 – code spn 3719 fmi 16 will appear on the power view screen you need to regen as soon as possible.

DPF Zone 4 – code spn 3719 fmi 0 will appear on the power view screen you need to regen now. **Do not put it off any longer.**

If you do not regen, the rig will go in to Zone 5 next. It will go into limp mode and you will need a Technician to come out and do a force regen with a computer

INITIALS: _____

MTU 1300 REGEN PROCEDURE



Refer to Figure 2 for the Regen Process.

Rig must be in "Road Mode" and the parking brake set.

The Proper way to enter "Road Mode" is to shut the engine off, flip both toggle switches in the Cab (Throttle and Shifter) to Road Mode. Make sure the Parking brake is Set. Switch the Versa Valve for the Cotta Box into Road Mode.

To regen press the second button on the left hand side (B) and the regen screen will pop up as shown in Figure 2.


If regen screen says MODE **Inhibit** in the top right hand side of the screen (circled) it is not ready to regen. If it has MODE **Auto** you can regen.

Press the force button (C) and the rig will start the regen process. **It takes approximately 45 minutes to do a regen.**

WARNING: IF YOU ARE ON A JOBSITE AND YOU PERFORM THE REGEN IN THE MIDDLE OF THE JOB, YOU MUST INSURE THAT THE VERSA VALVE IS IN WORK MODE BEFORE GOING BACK TO WORK. FAILURE TO DO SO, COULD CASE CATASTROPHIC DAMAGE TO THE RIG AND GREAT BODILY HARM OR DEATH TO PERSONNEL.

INITIALS: _____

MTU 1300 REGEN PROCEDURE



Refer to Figure 3 to reset the service reminder.

To reset the service reminder or to change the hours in between service reminders, press the far left button (A) and enter pass code 3482. Use the (B) and (D) buttons to change the highlighted number. Press the (E) button to accept this digit and move to the next number. When all 4 digits are correct (3482) press the center button (C). Go to system settings and go to set service reminder and set the preferred hour reminder.

Note: PowerView is preset with 300 hour reminder, SK recommends 300 hour service intervals.

If you do not regen, the rig goes into Zone 5 you will need a Technician to come out and do a force regen with a computer. This can result in a Costly Service Call.

INITIALS: _____